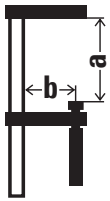










High-performance clamps

Differentiating features of the first and second line



	Original BESSEY High-performance clamps		Second line BESSEY classiX	
	SL...M	SG...M	GSL...	GSM...
				
Opening a	200 – 600 mm	250 – 1,500 mm	300 – 600 mm	250 – 600 mm
Throat depth b	120 mm	140 mm	120 mm	140 mm
Clamping force up to	8,500 N	12,000 N	7,500 N	11,000 N
Heat-resistant pressure plate, tilted up to 35°		with sintered steel insert for long life due		
Optimised rail profile	✓	✓	–	–
		20 % more clamping force per spindle rotation with optimised rail profile		
Intellectual property rights	✓	✓	–	–

