

SIMPLY BETTER.

# Ideal clamping tools for woodworking

(June 2025)



# The Original is the best



## Original BESSEY malleable cast iron screw clamp TG with 2-component plastic handle



Order number	Opening	Throat depth	Rail	Weight	PU	
	mm	mm	mm	kg	qty.	V1
TG10-2K	100	50	15 x 5	0.26	10	
TG12-2K	120	60	20 x 5	0.42	10	
TG16-2K	160	80	25 x 6	0.66	10	
TG20B8-2K	200	80	25 x 6	0.77	10	
TG25B8-2K	250	80	25 x 6	0.82	10	
TG30B8-2K	300	80	25 x 6	0.87	10	
TG40B8-2K	400	80	25 x 6	0.97	10	
TG20-2K	200	100	27 x 7	1.06	10	
TG25S10-2K	250	100	27 x 7	1.15	10	
TG30S10-2K	300	100	27 x 7	1.18	10	
TG40S10-2K	400	100	27 x 7	1.33	10	
TG50S10-2K	500	100	27 x 7	1.46	10	
TG25-2K	250	120	29 x 9	1.54	10	
TG30S12-2K	300	120	29 x 9	1.63	10	
TG40S12-2K	400	120	29 x 9	1.78	10	
TG50S12-2K	500	120	29 x 9	1.98	10	
TG60S12-2K	600	120	29 x 9	2.13	5	
TG80S12-2K	800	120	29 x 9	2.46	5	
TG100S12-2K	1000	120	29 x 9	2.83	5	
TG30-2K	300	140	32 x 10	2.20	10	
TG40S14-2K	400	140	32 x 10	2.41	5	
TG50S14-2K	500	140	32 x 10	2.62	5	
TG60S14-2K	600	140	32 x 10	2.85	5	
TG80S14-2K	800	140	32 x 10	3.29	5	
TG100S14-2K	1000	140	32 x 10	3.71	5	
TG40-2K	400	175	32 x 10	2.70	5	
TG50S17-2K	500	175	32 x 10	2.90	1	
TG60S17-2K	600	175	32 x 10	3.16	1	
TG80S17-2K	800	175	32 x 10	3.50	1	
TG100S17-2K	1000	175	32 x 10	4.00	1	

- Clamping force up to 6,000 N
- High-quality 2-component plastic handle
- Pressure plates can be replaced by hand – no tools required (from 80 mm throat depth)
- With protective caps on the clamping surfaces
- Stable profiled rail with serration
- BESSEY anti-slip system (from 80 mm throat depth)



## Heavy duty malleable cast iron screw clamp TGK with 2-component plastic handle




Order number	Opening	Throat depth	Rail	Weight	PU	
	mm	mm	mm	kg	qty.	V1
TGK40-2K	400	120	35 x 11	2.52	5	
TGK50-2K	500	120	35 x 11	2.70	5	
TGK60-2K	600	120	35 x 11	3.00	5	
TGK80-2K	800	120	35 x 11	3.53	5	
TGK100-2K	1000	120	35 x 11	4.00	5	
TGK125-2K	1250	120	35 x 11	4.48	1	
TGK150-2K	1500	120	35 x 11	5.31	1	
TGK200-2K	2000	120	35 x 11	6.66	1	
TGK250-2K	2500	120	35 x 11	7.93	1	
TGK300-2K	3000	120	35 x 11	9.20	1	

- Clamping force up to 7,000 N
- Strengthened design for higher clamping force and wider opening widths
- High-quality 2-component plastic handle
- Pressure plates can be replaced by hand – no tools required
- Stable profiled rail with serration
- BESSEY anti-slip system


# Range summary




## Anti-slip system, stable profiled rail – clamping force up to 6,000 N



Screw clamp with 2K plastic handle TG-2K



Screw clamp with wooden handle TG



Screw clamp with tommy bar TG-K

## Stable profiled rail – clamping force up to 5,500 N




Screw clamp with 2K plastic handle TPN-BE-2K




Screw clamp with wooden handle TPN-BE

## Anti-slip system, stable profiled rail – clamping force up to 7,000 N



Heavy duty screw clamp with 2K plastic handle TGK-2K



Heavy duty screw clamp with wooden handle TGK



Heavy duty screw clamp with tommy bar TGK-K

## Stable profiled rail – clamping force up to 6,500 N



Heavy duty screw clamp with wooden handle TKPN-BE

[www.bessey.de](http://www.bessey.de)

Detailed information about all malleable cast iron screw clamps at [www.bessey.en-gb](http://www.bessey.en-gb)

## Solid flat rail – clamping force up to 5,500 N



Screw clamp with wooden handle TGRC



Heavy duty screw clamp with wooden handle TGKR

## Heavy duty design, solid flat rail – clamping force up to 7,000 N



Deep throat screw clamp with wooden handle TGNT



Deep throat screw clamp with tommy bar TGNT-K



# BESSEY's unrivalled all-steel quality



## Original BESSEY all-steel screw clamp GZ with 2-component plastic handle



Order number	Opening	Throat depth	Rail	Weight	PU	
	mm	mm	mm	kg	qty.	V2
GZ10-2K	100	60	15 x 6	0.31	10	
GZ12-2K	120	60	15 x 6	0.32	10	
GZ16-2K	160	80	17.5 x 6.8	0.57	10	
GZ40-8-2K	400	80	17.5 x 6.8	0.76	10	
GZ20-2K	200	100	22 x 8.5	1.01	10	
GZ25-2K	250	120	24.5 x 9.5	1.38	10	
GZ30-12-2K	300	120	24.5 x 9.5	1.46	10	
GZ40-12-2K	400	120	24.5 x 9.5	1.62	10	
GZ50-12-2K	500	120	24.5 x 9.5	1.78	10	
GZ60-12-2K	600	120	24.5 x 9.5	1.95	5	
GZ80-12-2K	800	120	24.5 x 9.5	2.20	5	
GZ100-12-2K	1000	120	24.5 x 9.5	2.45	5	
GZ30-2K	300	140	28 x 11	1.98	10	
GZ40-2K	400	120	28 x 11	2.12	10	
GZ50-2K	500	120	28 x 11	2.30	5	
GZ60-2K	600	120	28 x 11	2.49	5	
GZ80-2K	800	120	28 x 11	2.36	5	
GZ100-2K	1000	120	28 x 11	3.25	5	
GZ125-2K	1250	120	28 x 11	3.79	1	

- 20 % more clamping force per spindle rotation with optimised rail profile
- Maximum security with linear transfer of force at the sliding arm
- Clamping force up to 6,000 N
- Fixed jaw and sliding arm are constructed of tempered steel for resilient clamping
- High-quality 2-component plastic handle
- Pressure plates can be replaced by hand – no need for tools (from 80 mm width)

## Lever clamp GH



Order number	Opening	Throat depth	Rail	Weight	PU	
	mm	mm	mm	kg	qty.	V2
GH12	120	60	15 x 6	0.49	10	
GH16	160	80	17.5 x 6.8	0.64	10	
GH20-8	200	80	17.5 x 6.8	0.68	10	
GH20	200	100	22 x 8.5	1.11	10	
GH25	250	120	24.5 x 9.5	1.44	10	
GH30-12	300	120	24.5 x 9.5	1.51	10	
GH40-12	400	120	24.5 x 9.5	1.67	10	
GH30	300	140	28 x 11	2.22	10	
GH40	400	120	28 x 11	2.39	10	
GH50	500	120	28 x 11	2.61	5	
GH60	600	120	28 x 11	2.78	5	
GH80	800	120	28 x 11	3.14	5	
GH100	1000	120	28 x 11	3.57	5	


- Greater reserves of power, thanks to optimised rail profile, for even clamping force build-up, especially under maximum utilisation of the clamping range
- Non-slip trigger release
- Sintered steel cams – particularly hard-wearing, low friction due to higher surface hardness
- Quick – up to 5 x faster than regular clamps
- Secure – vibration resistant
- Strong – clamping force up to 8,500 N




# Range summary




## Optimised rail profile – clamping force up to 6,000 N




All-steel screw clamp with  
2K plastic handle GZ-2K



All-steel screw clamp with  
wooden handle GZ



All-steel screw clamp with  
tommy bar GZ-K



All-steel screw clamp with  
swivel handle GZ-KG

[www.bessey.de](http://www.bessey.de)

Detailed information about all  
all-steel screw clamps at  
[www.bessey.de/en-gb](http://www.bessey.de/en-gb)

## Tried-and-true rail profile – clamping force up to 5,000 N




All-steel screw clamp with  
wooden handle classiX GS




All-steel screw clamp with  
tommy bar classiX GS-K

## Patented OMEGA bend – clamping force up to 5,000 N




OMEGA screw clamp with  
2K plastic handle GMZ-2K




OMEGA screw clamp with  
tommy bar GMZ-K


## Rapid, secure and strong – clamping force up to 9,500 N



Lever clamp GH




Lever clamp with  
reversed clamping lever SGHS



Lever clamp classiX GSH

# Large-area clamping and spreading



## Precise and gentle

Workpieces with sensitive surfaces can be clamped and spread exactly parallel to each other – even behind and on the side of the rail. Corners and recessed edges as well as pointed and round surfaces can also be perfectly aligned:

- due to extremely large clamping surfaces that are attached perpendicular to the rail
- due to three removable pressure caps that are repellent to glue, and also resistant to paint and grease solvents
- due to workpiece supports that prevent the workpiece from coming into contact with the rail



## Powerful and safe

They securely clamp with a clamping force of up to 8,000 N:

- due to the metal-reinforced plastic housing
- due to the optimised sliding arm with double slide protection: It holds the clamp reliably with the set clamping force and prevents any unintentional slipping of the sliding arm in the unclamped condition

## Versatile and well thought out

The clamps provide an enormous number of possible applications:

- due to ingenious accessories, such as tilting adapter, frame press set, clamp extension and table clamp
- the ergonomically formed 2-component symmetrical plastic handle with hexagon socket means the clamping force can be comfortably applied (max. torque 17 Nm)
- the continuously adjustable head for the KREV Vario version enables the clamp to be positioned in the middle of the workpiece for optimum weight distribution

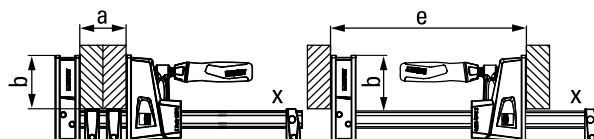
**REVOLUTION**



## K Body REVO parallel clamp KRE and Vario K Body REVO parallel clamp KREV



Order number	Opening	Throat depth	Spreading width e	Rail	Weight	PU	
	mm	mm	mm	mm	kg	qty.	V3
KRE30-2K	300	95	255-390	29 x 9	2.15	2	
KRE60-2K	600	95	255-730	29 x 9	2.76	2	
KRE80-2K	800	95	255-930	29 x 9	3.10	2	
KRE100-2K	1000	95	255-1130	29 x 9	3.45	2	
KRE125-2K	1250	95	255-1355	29 x 9	3.87	2	
KRE150-2K	1500	95	255-1610	29 x 9	4.28	2	
KRE200-2K	2000	95	255-2080	29 x 9	5.09	2	
KRE250-2K	2500	95	255-2580	29 x 9	6.05	2	
KREV100-2K	1000	95	260-1130	29 x 9	3.77	2	
KREV150-2K	1500	95	260-1610	29 x 9	4.25	2	
KREV200-2K	2000	95	260-2080	29 x 9	5.30	2	
KREV250-2K	2500	95	260-2580	29 x 9	6.30	2	
<b>KRE-SET-A</b>	4 x KRE100-2K / 2 x KR-AS / 1 x KP / 1 x KBX20 / 4 x TK6				15.85	1	



- Clamping force up to 8,000 N
- Very large parallel clamping surfaces with 3 removable pressure caps
- Metal-reinforced plastic housing and optimised sliding arm with double slide protection for more power and safety: The set clamping force is maintained and the sliding arm cannot unintentionally slip in the unclamped condition
- Can be converted without tools for spreading tasks
- High-quality 2-component symmetrical plastic handle with hexagon socket for the comfortable application of the clamping force (max. torque 17 Nm)
- KREV with continuously adjustable and fixable upper section for optimum positioning on the workpiece



## Accessories

Order number	Suitable for	Weight	PU	
		kg	qty.	V3

### Variable jaw KRE-VO

KRE-VO	KRE / KREV / KR / KRV	0.59	12	
--------	-----------------------	------	----	--

### Tilting K Body clamp adapter KR-AS

(Contents: 2 pcs./bag)

KR-AS	KRE / KREV / KR / KRV	0.18	12	
-------	-----------------------	------	----	--

### Framing set KP

(Contents: 4 rail couplings and 4 adapters)

KP	KRE / KREV / KR / KRV	0.55	12	
----	-----------------------	------	----	--

### K Body parallel clamp extender KBX

KBX20	KRE / KREV / KR / KRV	0.75	12	
-------	-----------------------	------	----	--

### Table clamp TK6

TK6	KRE / KREV / KR / KRV	0.10	50	
-----	-----------------------	------	----	--

### KRE-VO:

- Steplessly adjustable and fixable upper section KRE-VO suitable for all BESSEY K body REVO KRE / KREV and KR / KRV



### KR-AS:

- Adapter with tilting clamping jaws with a tilt range of -15° to +15°
- Clamping on sloping and parallel surfaces



### KP:

- KP Framing System (from 30 cm to 250 cm/12"-98") with four 90° KP Blocks
- Separately adjustable clamping force with 2 inserted clamps per corner
- Lightweight / easy to assemble



### KBX20:

- Connect any two K Body parallel clamps to increase the clamping capacity. The connector is made of robust aluminum



### TK6:

- Especially for DIY applications and domestic appliances
- Special accessory for angle clamps WS 3/WS 6, screw clamp S 10 and K Body REVO parallel clamps KRE/KREV and KR/KRV to hold them to a work surface edge



# All-round flexible one-handed clamping and spreading



## All-round flexible use

The EZ360 one-handed clamp is extremely versatile:

- thanks to innovative 360° turning mechanism to perfectly adjust the handle position to the clamping task
- thanks to long protective caps to protect the workpiece surface and distribute the clamping force of up to 1,400 N
- by changing the upper part from clamping to spreading thanks to the push-button release mechanism



## Extremely convenient handling

On the one hand, the handle can be positioned in such a way that an optimal pumping position and thus better application of force is achieved. On the other hand, the handle can also be swivelled out of the working area after the clamping process, thus enabling several clamps to be placed in a very confined space:

- due to the extra-long high-quality 2-component plastic handle with pump lever, which can be turned completely around the rail and securely locked in 12 positions
- due to the release lever on the sliding arm for quick adjustment of the opening and release of the clamp

## Robustness in a unique look

Where dynamic design meets durability:

- due to the use of high-quality materials, such as fibreglass-reinforced polyamide for the top and bottom, as well as hardened, tempered, and burnished steel for the rail
- due to the plastic housing, the grip mechanism is protected from dust and chips



[Discover more >](#)



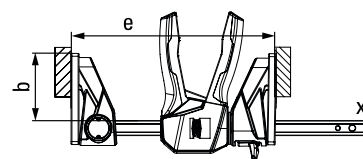
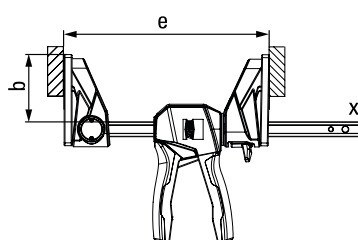
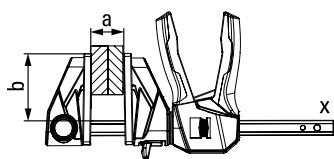
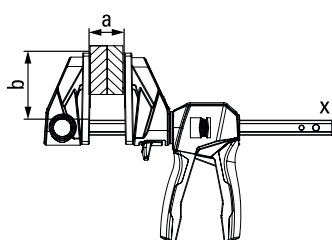
**One-handed clamp  
with rotating handle EZ360**



Order number	Opening a	Throat depth b	Spreading width e	Rail x	Contents	Weight	PU	
	mm	mm	mm	mm	pc.	kg	qty.	V3
<b>NEW</b> EZ360S-11SET	110	40	104-208	7 x 2.5	2 x EZ360S-11	0.23	8	
<b>NEW</b> EZ360M-15	150	60	154-302	14 x 5	–	0.41	6	
<b>NEW</b> EZ360M-30	300	60	154-454	14 x 5	–	0.48	6	
EZ360-15	150	80	195-315	18 x 5	–	0.79	6	
EZ360-30	300	80	195-465	18 x 5	–	0.87	6	
EZ360-45	450	80	195-615	18 x 5	–	1.01	6	
EZ360-60	600	80	195-765	18 x 5	–	1.10	6	



- Innovative 360° rotating mechanism allows the handle unit to be placed around the rail
- 12-step latching mechanism to securely hold the selected handle position
- Large clamping surfaces with removable protective caps
- Clamping force up to  
400 N / 40 kg / 80 lbs (EZ360S)  
750 N / 75 kg / 165 lbs (EZ360M)  
1,400 N / 140 kg / 300 lbs (EZ360)  
Can be repositioned for spreading – without tools for EZ360M and EZ360 thanks to simple release mechanism by push-button on the top part
- One-handed operation with little effort required



# One-handed clamping (and spreading)



## One-handed clamp EHZ with 2-component handle



**3.500 N**  
**350 kg**  
**770 lbs**

Order number	Opening	Throat depth	Rail	Weight	PU	
	mm	mm	mm	kg	qty.	V2
EHZ30-2K	300	100	19.5 x 9.5	1.25	6	
EHZ60-2K	600	100	19.5 x 9.5	1.67	6	

- Clamping force of up to 3,500 N
- Clamp and fix in place quickly and simply with just one hand
- With protection caps on the clamping surfaces

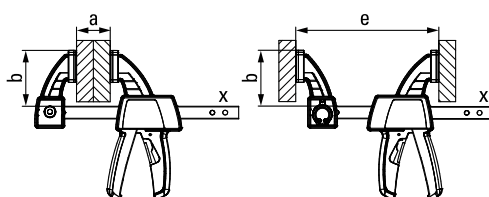
## One-handed clamp EZS



**2.000 N**  
**200 kg**  
**445 lbs**

Order number	Opening	Throat depth	Spreading width e	Rail	Weight	PU	
	mm	mm	mm	mm	kg	qty.	V3
EZS15-8	150	80	170-360	19 x 6	0.72	6	
EZS30-8	300	80	170-510	19 x 6	0.83	6	
EZS45-8	450	80	170-660	19 x 6	0.93	6	
EZS60-8	600	80	170-810	19 x 6	1.04	6	
EZS90-8	900	80	170-1110	19 x 6	1.26	6	

- Clamping force up to 2,000 N
- No tools required for spreading thanks to intelligent release mechanism in upper section
- Ergonomically shaped 2-component plastic handle behind the rail
- One-handed operation with little effort required



## One-handed clamp DuoKlamp DUO



**1.200 N**  
**120 kg**  
**260 lbs**

Order number	Opening	Throat depth	Spreading width e	Spreading width e	Rail	Weight	PU	
	mm	mm	mm	mm	mm	kg	qty.	V3
DUO16-8	160	85	75-235	9-170	20 x 5	0.66	6	
DUO30-8	300	85	75-380	9-315	20 x 5	0.72	6	
DUO45-8	450	85	75-535	9-470	20 x 5	0.83	6	
DUO65-8	650	85	75-685	9-660	20 x 5	1.02	6	

- Clamping force up to 1,200 N
- Change from clamping to spreading by switching, not converting
- Handle with pump lever parallel to the rail
- Convenient one-handed operation, with little effort required
- All-round clamping – in front of, behind and at the side of the rail





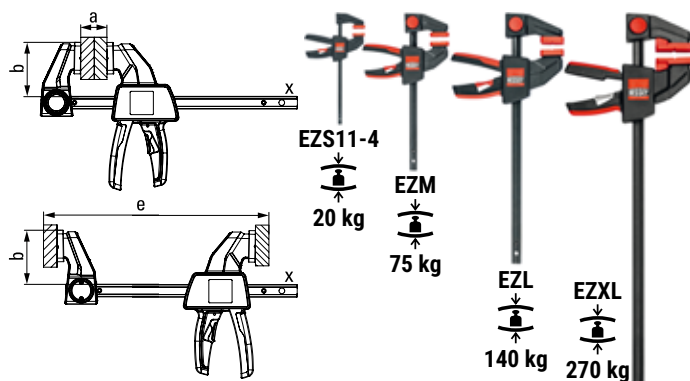


### One-handed clamp EZ




Order number	Opening mm	Throat depth mm	Spreading width e mm	Rail mm	Contents pc.	Weight kg	PU qty.	V3
EZS11-4 SET	110	40	80-190	7 x 2,5	2 x EZS11-4	0.12	10	
EZM15-6	150	60	125-270	14 x 5	-	0.31	6	
EZM30-6	300	60	125-420	14 x 5	-	0.38	6	
EZL15-8	150	80	160-300	18 x 5	-	0.58	6	
EZL30-8	300	80	160-450	18 x 5	-	0.68	6	
EZL45-8	450	80	160-500	18 x 5	-	0.77	6	
EZL60-8	600	80	160-750	18 x 5	-	0.86	6	
EZXL30-9	300	90	195-490	22 x 8	-	1.24	6	
EZXL60-9	600	90	195-790	22 x 8	-	1.57	6	
EZXL90-9	900	90	195-1090	22 x 8	-	1.90	6	
<b>EZM-EZL-SET</b>	2 x EZM15-6 / 2 x EZL30-8					1.98	1	

- Clamping force up to 200 N / 20 kg (EZS11-4)  
750 N / 75 kg (EZM)  
1,400 N / 140 kg (EZL)  
2,700 N / 270 kg (EZXL)
- Conversion for spreading – tool-free with EZM, EZL, EZXL thanks to simple release mechanism at the touch of a button on the top section
- Ergonomically shaped 2-component plastic handle with pump mechanism and integrated release lever behind the rail
- Protective cap s with cross prism on the top for securely holding round, pointed and angular parts
- One-handed operation with little effort required



### Installation kit for EZ-TD decking boards



Order number	Contents pc.	Suitable for	Weight kg	PU qty.	V3
EZ-TD	4 x special protective cap 10 x spacer	EZ360 and EZL (from 300 mm opening)	0.27	10	

- Accessories for BESSEY EZ360 and EZL one-handed clamps (from 300 mm opening)
- For fast and precise adjustment of decking boards up to 20 cm width
- For 6, 7, 8 and 10 mm (1/4", 9/32", 5/16" and 3/8") spacing between decking boards
- Tool-free assembly

# Clamp with ease



## Your benefits at a glance:

- 1 Sturdy magnesium**  
The surface-coated upper and lower sections made from sturdy magnesium are extremely light and strong.
- 2 Multi-stage ratchet mechanism**  
The multi-stage ratchet mechanism is easy to operate, vibration-resistant, particularly easy to control, and can be released quickly.
- 3 A secure hold**  
The fixed arm with the crossed v-grooves holds round, pointed or angular components firmly in place. This is part of what makes the KliKlamp so versatile.
- 4 Ergonomically shaped clamping arm**  
The ergonomically shaped clamping arm made from fibreglass-reinforced polyamide is breakproof and fits very snugly in the hand. That's quality of the highest calibre.

## High-tech lever clamp KliKlamp KLI



Order number	Opening	Throat depth	Rail	Weight	PU	
	mm	mm	mm	kg	qty.	V3
KLI12	120	80	20 x 5	0.26	6	
KLI16	160	80	20 x 5	0.29	6	
KLI20	200	80	20 x 5	0.32	6	
KLI25	250	80	20 x 5	0.35	6	
KLI30	300	80	20 x 5	0.38	6	
KLI40	400	80	20 x 5	0.45	10	

- Clamping force up to 1,200 N
- Feather light yet ultra strong
- Sturdy fixed and sliding arms made from lightweight magnesium
- Quick and vibration free clamping

## High-tech lever clamp KliKlamp set in systainer KLI-S



Order number	Contents	Weight	PU	
	pc.	kg	qty.	V3
KLI-S	per 4 x KLI12 / KLI16 / KLI20 / KLI25	6.44	1	

- Practical systainer T-Loc, stackable
- Ideal for assembly work



### Light duty bar clamp U-style LMU



Order number	Opening	Throat depth	Rail	Weight	PU	
	mm	mm	mm	kg	qty.	V1
LMU10/5	100	50	15 x 5	0.23	24	
LMU15/5	150	50	15 x 5	0.27	24	
LMU20/5	200	50	15 x 5	0.29	24	

- Clamping force up to 1,500 N
- Step-over clamping
- Comes with two protective caps
- Small and easy to handle
- Light weight

### Die-cast zinc screw clamp LM



Order number	Opening	Throat depth	Rail	Weight	PU	
	mm	mm	mm	kg	qty.	V1
LM10/5	100	50	15 x 5	0.24	10	
LM15/5	150	50	15 x 5	0.27	10	
LM20/5	200	50	15 x 5	0.30	10	
LM25/5	250	50	15 x 5	0.32	10	
LM30/5	300	50	15 x 5	0.35	10	
LM15/8	150	80	20 x 5	0.51	10	
LM20/8	200	80	20 x 5	0.55	10	
LM25/8	250	80	20 x 5	0.60	10	
LM30/8	300	80	20 x 5	0.64	10	
LM20/10	200	100	25 x 6	0.90	10	
LM25/10	250	100	25 x 6	0.95	10	
LM30/10	300	100	25 x 6	1.02	10	
LM40/10	400	100	25 x 6	1.10	10	
LM50/10	500	100	25 x 6	1.24	10	
LM60/10	600	100	25 x 6	1.30	10	
LM80/10	800	100	25 x 6	1.58	10	

- Clamping force up to 1,500 N
- Clamping arms manufactured in toughened die cast zinc black powder coated to prevent chemical corrosion
- Comes with protective cap
- Small and easy to handle
- Light weight

### Wood Klemmy HKL



Order number	Opening	Throat depth	Rail	Weight	PU	
	mm	mm	mm	kg	qty.	V1
HKL20	200	110	20 x 5	0.32	10	
HKL30	300	110	20 x 5	0.46	10	
HKL40	400	110	20 x 5	0.54	10	
HKL60	600	110	20 x 5	0.70	10	
HKL80	800	110	20 x 5	0.86	10	
HKL100	1000	110	20 x 5	1.00	10	

- Upper and lower arms and lever made from high-quality hardwood
- Cork pads for gentle clamping




# Clamp comfortably in the tightest spaces



## Unique compact design

The GearKlamp is extremely flexible and can even be used in the tightest of spatial conditions:

- due to the patented mechanism that separates the handle from the spindle and positions it around the rail
- due to the crossed v-grooves on the upper section for securely holding round, pointed and angular components



## Ergonomic use

The clamp contains all kinds of clamping technology and guarantees the user greater comfort:

- due to the high-quality two-component plastic handle for safe handling
- due to the quick-release shift button for quickly adjusting the sliding bar
- due to the swivelling pressure plate for exact alignment of the workpiece

## Robust technology

Meeting the BESSEY quality promise was a focus in development, and so the transmission clamp is also a winning choice in terms of durability:

- due to the use of high-quality materials, such as fibreglass-reinforced polyamide for the top and bottom, as well as hardened, tempered and burnished steel for the profiled rails
- due to the sliding bar's plastic housing, the driving mechanism is protected from dust and splintering

## GearKlamp GK



Order number	Opening	Throat depth	Rail	Weight	PU	
	mm	mm	mm	kg	qty.	
GK15	150	60	19 x 6	0.62	6	
GK30	300	60	19 x 6	0.73	6	
GK45	450	60	19 x 6	0.84	6	
GK60	600	60	19 x 6	0.94	6	



- High-quality two-component plastic handle positioned around the rail, so clamp can be used in tight spaces
- Clamping force up to 2,000 N
- Easy-to-move trapezoidal thread spindle with swivelling pressure plate
- Quick-release shift button to quickly adjust sliding bar

# Self-adjusting jaw height for rapid clamping



## Ready to go – the first time and for quick set-up during workpiece changes

BESSEY STC toggle clamps adapt to workpieces of varying thickness – without manual setting of the spindle and, with practically the same clamping force:

- due to an automatic clamping width range

## Uncompromisingly versatile

One size of the BESSEY toggle clamp replaces multiple competitor sizes simultaneously:

- due to an extremely large clamping range, thanks to the patented mechanism




## Powerful and gentle

Even sensitive workpieces, e.g. with veneered or varnished surfaces, can be gently clamped:

- due to moving pressure plate with removable protective cap
- due to clamping force regulation via adjustment screw in the joint

## Self-adjusting toggle clamps STC



Order number	Opening mm	Automatic adjustment mm	Clamping force approx. N	Weight kg	PU qty.	V3
<b>Waagrechtspanner mit waagrechter Grundplatte STC-HH</b>						
STC-HH20	35	20	1,100	0.20	6	
STC-HH50	40	35	2,500	0.38	6	
STC-HH70	60	35	2,500	0.42	6	
<b>Schubstangenspanner mit waagrechter Grundplatte STC-IHH</b>						
STC-IHH15	25	8	1,100	0.19	6	
STC-IHH25	35	13	2,500	0.45	6	
<b>Senkrechtspanner mit waagrechter Grundplatte STC-VH</b>						
STC-VH20	35	20	1,100	0.22	6	
STC-VH50	40	35	2,500	0.43	6	

- Automatic, seamless adjustment of the clamping height up to 35 mm with almost constant clamping force – without manual changing of the pressing screw position
- Adjustable clamping force based on the adjusting screw in the joint
- Sturdy, tempered sheet steel for longer service life



3D CAD data at "<http://bessey.partcommunity.com>",  
"<https://www.traceparts.com>" and in the download area of the BESSEY website

# For easy clamping on your workstation



## STC accessory set and adapter for multifunction tables



Order number	Contents	Opening	Automatic adjustment	Clamping force	Weight	PU	
	pc.	mm	mm	N	kg	qty.	V3
STC-HH50-T20	1 x STC-HH50 + 1 x STC-SET-T20	40	35	2,500	0.47	1	
STC-HH70-T20	1 x STC-HH70 + 1 x STC-SET-T20	60	35	2,500	0.51	1	
STC-IHH25-T20	1 x STC-IHH25 + 1 x STC-SET-T20	35	13	2,500	0.54	1	
STC-VH50-T20	1 x STC-VH50 + 1 x STC-SET-T20	40	35	2,500	0.52	1	
Order number	Contents	Suitable for		Weight	PU		
	pc.			kg	qty.	V3	
STC-SET-T20	1 x Cylindrical screw DIN 912 M 8 x 35 1 x Lock pin D 20 x 17 1 x Knurled nut M 8	STC-HH50 STC-HH70 STC-IHH25 STC-VH50		0.09	50		

- For using the BESSEY toggle clamps on multifunction tables such as Festool MFT and Sortimo WorkMo with hole diameter of 20 mm and plate thickness of min. 19 mm to max. 25 mm

## Toggle clamp systainer STC-S-MFT



Order number	Contents	Weight	PU	
	pc.	kg	qty.	V3
STC-S-MFT	4 x horizontal toggle clamp STC-HH50 2 x push-pull toggle clamp STC-IHH25 6 x adapter STC-SET-T20 2 x all-steel table clamp GTR12	5.71	1	

- Multi-functional systainer for installation technicians
- With wood insert including 20 holes
- And 3 different clamping options





### Clamping element for multifunction tables TW-KLI (2 pcs./bag)



Order number	Bolt Ø	Opening	Throat depth	Rail	Weight	PU	
	mm	mm	mm	mm	kg	qty.	V3
TW20-15-8KLI-SET	20	150	80	20 x 5	0.62	10	



- Clamping force up to 500 N
- For using on multifunction tables such as Festool MFT and Sortimo WorkMo with hole diameter of 20 mm and plate thickness of min. 19 mm to max. 25 mm
- Stable sliding arm made of light magnesium for rapid, vibration-proof clamping
- Profile made of cold-drawn quality steel for flexible and elastic clamping

### Horizontal pull-down clamp WNS-SET-MFT



Order number	Bolt Ø	Contents	Weight	PU	
	mm	pc.	kg	qty.	V3
WNS-SET-MFT	20	2 x Horizontal pull-down clamp 2 x bench dog 4 x knurled nut	0.92	8	
BH-MFT	20	4 x bench dog 4 x knurled nut	0.24	50	




#### WNS-SET-MFT:

- Clamping force up to 750 N
- For using on multifunction tables such as Festool MFT and Sortimo WorkMo with hole diameter of 20 mm and plate thickness of min. 19 mm
- Quick fixing thanks to clamping levers on the side
- Makes full-surface working of the workpiece possible – even round and flat parts
- Patented pull-down mechanism prevents the workpiece from lifting from the table surface when clamping – even without fastening screws

#### BH-MFT:

- Accessory for BESSEY horizontal pull-down clamp WNS-SET-MFT
- For using on multifunction tables such as Festool MFT and Sortimo WorkMo with hole diameter of 20 mm and plate thickness of min. 19 mm
- Can also be used as a universal limit stop for workpieces



### Clamping tool kit for working on the table MFT-A



Order number	Contents	Weight	PU	
	pc.	kg	qty.	V3
MFT-A	1 x WNS-SET-MFT 1 x TW20-15-8KLI-SET	1.80	1	

# Clamp in profiles and on tables



## Versatile use

This clamp offers a variety of uses – both as a table clamp and as a one-handed clamp:

- with attachment on lower part and inverted upper part for secure fixing of guide rails of the brands Festool, Protool, Metabo, Makita, Hitachi/Hikoki, Dewalt etc. and for clamping in profiles as well as on work tables
- with additional adapter on the upper part also suitable for fixing Bosch and Mafell guide rails
- with attachment on upper or lower part for overlapping clamping
- suitable for tensioning or spreading



## Convenient technology

Ergonomic and safe handling, thanks to sophisticated technology:

- due to the high quality 2-part plastic grip with pump lever behind the rail for safe access from both directions
- due to the release handle integrated in the grip for quick adjustment of the sliding bar and for releasing the clamp
- due to the cross prism integrated in the plastic protective caps for the secure fastening of round, pointed and angular pieces

## Robust design

Modern aesthetics meet with longevity here:

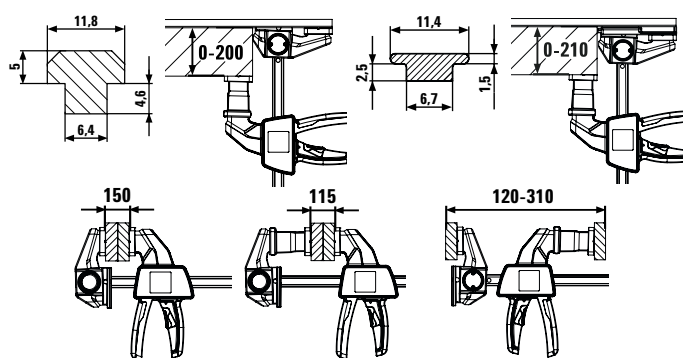
- due to the use of high-quality materials, such as fibreglass-reinforced polyamide for the top and bottom, as well as hardened, tempered, and burnished steel for the profiled rails
- due to the plastic housing, the grip mechanism is protected from dust and chips



### One-handed table clamp EZR (2 pcs./bag)



Order number	Opening	Throat depth	Spreading width	Rail	Contents	Weight	PU	
	mm	mm	mm	mm	pc.	kg	qty.	V3
EZR15SET	150	60	120-310	14 x 5	2 x EZR15-6 2 x adapter	0.90	8	



- For fixing guide rails of the brands Festool, Protool, Metabo, Makita, Hitachi/Hikoki, Dewalt etc. (groove dimensions 12 x 6.5 mm to 12 x 8 mm) as well as of the brands Bosch and Mafell thanks to slide-on adapter (groove dimensions 12 x 1.8 mm)
- For clamping in profiles as well as on work tables
- Can be used as a normal one-handed clamp for clamping - also overlapping - and spreading
- Clamping force up to 750 N
- Ergonomically shaped 2-part plastic handle with pump lever behind the rail

### All-steel table clamp GTR



Order number	Opening	Throat depth	Rail	Contents	Weight	PU	
	mm	mm	mm	pc.	kg	qty.	V2
GTR12	120	60	13.5 x 6.5	-	0.30	10	
GTR12SET	120	60	13.5 x 6.5	2 x GTR12	0.61	5	
GTR16B6	160	60	13.5 x 6.5	-	0.32	10	
GTR30B6	300	60	13.5 x 6.5	-	0.40	10	

- Specially forged fixed arm for 12 x 8 mm grooves
- For secure fastening of guide rails from Festool, Protool, Metabo, Makita, Hitachi/Hikoki, etc. and for clamping in profiles as well as work tables

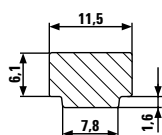
#### GTR:

- Clamping force up to 1,800 N
- Ergonomically shaped wooden handle

### All-steel table clamp GTRH with lever handle



Order number	Opening	Throat depth	Rail	Weight	PU	
	mm	mm	mm	kg	qty.	V2
GTR16S6H	160	60	13.5 x 6.5	0.52	10	



#### GTRH:

- Rapid – up to 5 times faster than conventional clamps
- Secure – unaffected by vibrations
- Strong – clamping force up to 2,400 N



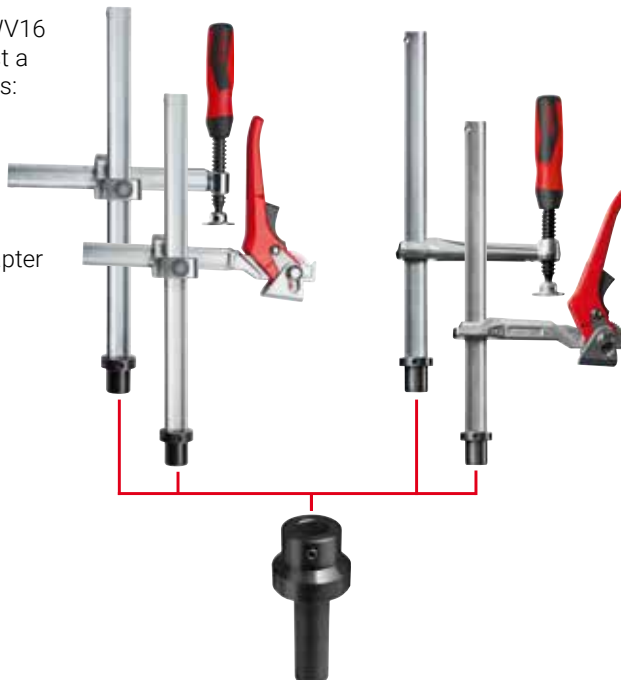
# Clamp on workbenches securely and variably



## Easily and quickly to use

BESSEY clamping elements of the TWV16 and TW16 series can be used with just a few turns on all standard workbenches:

- due to the connection of the TW16AW workbench adapter – available in 3 sizes suitable for 19 mm, 20 mm and 30 mm hole diameter
- due to replaceable bolts on the adapter for the use of further hole systems



## Precise and safe

BESSEY always offers the right clamping element for different requirements:

- due to 2 throat depth variants: either with infinitely adjustable (TWV) or fixed throat depth (TW)
- due to 3 handle variations: the 2-component plastic handle and tommy bar – each with smooth-running trapezoidal threaded spindle and tool-free pressure plate replacement – and lever handle with an indexing mechanism for controlled, fast and vibration-free clamping

## Robust and highly hard-wearing

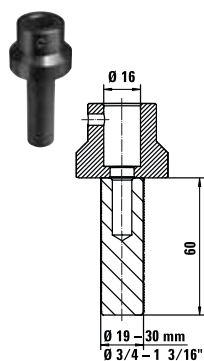
The tried-and-tested BESSEY all-steel clamp solutions were the inspiration for the development of the clamping elements and guarantee a form-stable and torsion-free tool:

- due to the unique BESSEY steel quality, which is available in the optimized profile shape as well as the easy-going spindle
- due to the particularly hard-wearing steel cams at the lever handle

3D CAD data in the download area of the BESSEY website



### Workbench adapter TW16AW



Order number	Bolt Ø	Suitable for		Weight	PU	
	mm	mm	"	kg	qty.	V3
TW16AW19	16	19	3/4	0.33	10	
TW16AW20	16	20	13/16	0.34	10	
TW16AW30	16	30	1 3/16	0.52	10	



- Accessories for BESSEY TWV and TW clamping elements with 16 hole system
- Suitable for all common workbenches with a hole system
- Can be used without tools
- The stud pin can be changed to use other hole systems

### Clamping element with variable throat depth TWV



Order number	Bolt Ø	Opening	Throat depth	Rail	Weight	PU	
	mm	mm	mm	mm	kg	qty.	V3
TWV16-20-15-2K	16	200	30-150	22 x 8.5	1.12	1	
TWV16-20-15K	16	200	30-150	22 x 8.5	1.04	1	
TWV16-20-15H	16	200	60-150	22 x 8.5	1.21	1	

- Precise, individual clamping
- Tempered profile and sliding arm for sprung and elastic clamping
- Infinitely adjustable throat depth (TWV)

Various design versions:


- High quality 2-component plastic handle and tommy bar with rounded ends – each with smooth-running trapezoidal threaded spindle and tool-free pressure plate replacement
- Lever handle with an indexing mechanism for controlled, fast and vibration-proof clamping
- TW22: Compatible with Barth and Beck lift tables

### Clamping element with fixed throat depth TW

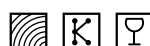


Order number	Bolt Ø	Opening	Throat depth	Rail	Weight	PU	
	mm	mm	mm	mm	kg	qty.	V3
TW16-20-10-2K	16	200	100	22 x 8.5	0.93	1	
TW16-20-10K	16	200	100	22 x 8.5	0.86	1	
TW16-20-10H	16	200	100	22 x 8.5	1.01	1	
<b>NEW</b> TW22-20-10-2K	22	200	100	22 x 8.5	1.00	5	

# Clamp flexible and featherlight



## Spring clamp XM



Order number	Opening		Throat depth		Weight	PU	V3
	mm	"	mm	"	kg	qty.	
XM3EU	25	1	32	1 ¼	0.07	48	
XM5EU	50	2	57	2 ¼	0.17	24	
XM7EU	75	3	85	3 ⅝	0.30	10	



- XM3EU: Clamping force up to 100 N/10 kg
- XM5EU: Clamping force up to 120 N/12 kg
- XM7EU: Clamping force up to 150 N/15 kg
- Tips and handles made of PVC prevent marring
- Heavy duty springs for firm grip and powerful clamping
- Corrosion resistant nickel plated

## Ratchet clamp XCR



Order number	Opening		Throat depth		Weight	PU	V3
	mm	"	mm	"	kg	qty.	
XCR2	55	2 ¼	50	2	0.20	6	
XCR4	100	4	75	3	0.28	4	



- Ideal for light clamping work that requires a greater throat depth and for workpiece-friendly clamping
- Comfortable handling thanks to ergonomic 2-component plastic handle and one-hand operation
- Quick opening and closing thanks to robust ratchet mechanism
- Twice as strong compared to conventional spring clamps





### Spring clamp VarioClippix XV




Order number	Opening		Throat depth		Weight		PU	
	mm	"	mm	"	kg	qty.	V3	
XV3-50	55	2	37	1 ½	0.07	12		
XV5-100	100	4	50	2	0.17	12		
XV5-170	170	6 ½	50	2	0.19	12		

- Variable opening width up to 170 mm, yet can be operated with one hand
- Lightweight, functional and easy to handle
- Extremely sturdy



### Spring clamp Clippix XC



Order number	Opening		Throat depth		Contents	Weight		PU	
	mm	"	mm	"	pc.	kg	qty.	V3	
XC1	20	¾	20	¾	—	0.01	10		
XC1-SET	20	¾	20	¾	7 x XC1	0.06	12		
XC2	25	1	30	1 ⅛	—	0.02	10		
XC3	35	1 ⅜	37	1 ½	—	0.05	10		
XC5	50	2	50	2	—	0.12	10		
XC7	75	3	70	2 ¾	—	0.18	10		

- Lightweight, functional and easy to handle
- Extremely sturdy



### Needle nose spring clamp Clippix XCL



Order number	Opening		Throat depth		Contents	Weight		PU	
	mm	"	mm	"	pc.	kg	qty.	V3	
XCL2	55	2 ⅛	60	2 ¾	—	0.02	10		
XCL2-SET	55	2 ⅛	60	2 ¾	2 x XCL2	0.04	10		
XCL5	70	3	110	4 ¼	—	0.14	10		

- Long, pointed clamping arm for working in tight spaces
- Large throat depth for clamping in borderless areas
- Soft, slip-proof grip pads



# Clamp curves and angles



## Band clamp BAN700



Order number	Clamping range	Band w x d	Angle range	Weight	PU	
		mm		kg	qty.	V3
BAN700	Up to 7 m	25 x 1	60°–180°	0.56	5	

- Even pressure on mitre joints
- Crank handle can be relocated for right and left-handed users
- Contains: 1 band clamp, 4 Vario corners

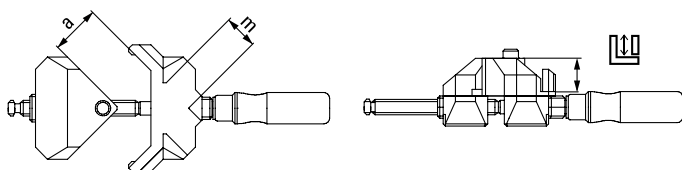


## Angle clamp WS



Order number	Opening a	Jaw height	Current passage m	Weight	PU	
	mm	mm	mm	kg	qty.	V3
WS3	2 x 55	30	30	0.96	10	
WS6	2 x 100	36	60	1.96	4	

- Automatic adjustment to variously sized workpieces
- Quick – clamp with a spindle
- Stable body
- For attaching with table clamp – available as an accessory



# Clamp edges



## One-handed edge clamp EKT



Order number	Opening	Throat depth	Weight	PU	
	mm	mm	kg	qty.	V3
EKT55	10-55	45	0.82	6	

- For rapid one-handed operation
- Low weight
- Opening up to 55 mm

## Edge clamp Kantenfix KF



Order number	Opening	Throat depth	Weight	PU	
	mm	mm	kg	qty.	V3
KF2	10-40	80	0.68	4	
KF4	10-80	110	1.48	4	

- For quick one-handed operation
- Widths up to 80 mm



## Edge clamp KT



Order number	Description	Weight	PU	
		kg	qty.	V1
KT5-1CP	1 spindle	0.35	40	
KT5-2	2 spindles	0.58	1	

- Practical accessory for clamping edges and difficult to reach areas
- Suitable for conventional screw clamps with a max. rail thickness of 13 mm





# Assemble door frames and windows



## Door frame clamp TU separate and as set



Order number	Contents/pc.	Opening	Weight	PU	
		mm	kg	qty.	V3
TU	1 piece	565–1010	1.27	2	
TU-TRAGE	6 pieces TU in nylon case	565–1010	10.29	1	



## Door frame brace extension TUX



Order number	Contents/pc.	Opening	Weight	PU	
		mm	kg	qty.	V3
TUX	2 extension rods	1040–1960	0.37	1	

## Door frame straightening clamp TFM



Order number	Adjusting range	Throat depth	Weight	PU	
	mm	mm	kg	qty.	V3
TFM-2K	35	70	0.58	2	

## Angle door frame straightening clamp WTR



Order number	Opening chuck thickness	Adjusting range	Weight	PU	
	mm	mm	kg	qty.	V3
WTR	8–30	32	1.05	2	

## Window installation clamp FRK



Order number	Frame thicknesses	Adjusting range	Weight	PU	
	mm	mm	kg	qty.	V3
FRK85	40–85	30	0.43	4	

### TU:

- Gently and precisely braces and supports door casing during foam filling of wall joint
- Telescopic square anodised aluminium tubing with mm scale and adjusting screw for precision work
- Cross-shaped pressure plate with interchangeable clamping elements for frame depths of 6 to 13 cm or 13 to 30 cm
- Removable clamping bracket with increased clamping surfaces and removable brackets to insert the door frame securely and easily

### TUX:

- Accessories to increase the opening width of the TU door frame brace
- This enables extra-wide doors to be installed
- It can be used without tools in just a few steps

### TFM:

- For quick, precise aligning and fixing of door frames
- The intelligent companion for the BESSEY door frame clamp TU and TMS

### WTR:

- For neatly fixed and stabilised frame corners
- For mounting at a precise 90° angle

### FRK:

- Permits rapid, precise straightening and fixing of window frames

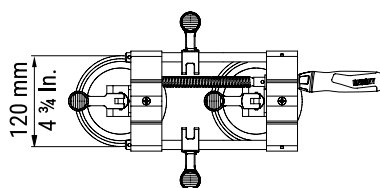
# Lay panels



**Seaming tool PS 55**



Order number	Opening	Width	Length	Weight	PU	
	mm	mm	mm	kg	qty.	V3
PS55	10-55	144	363	1.68	1	

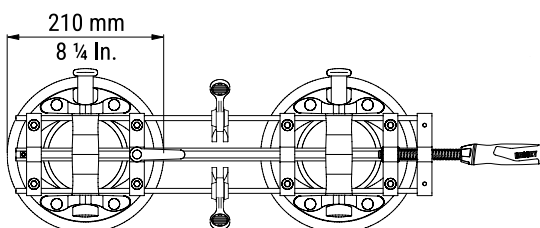


- For clamping and positioning components with a smooth surface, such as ceramic, granite, Corian®, plastic, sheet metal and glass, which require low clamping forces (up to 260 N)
- Clamping levers on the suction cups ensure rapid handling
- Cam lever to compensate for differing heights at the joint

**Seaming tool PS 130, big and strong**



Order number	Opening	Width	Length	Weight	PU	
	mm	mm	mm	kg	qty.	V3
PS130	5-130	215	715	4.08	1	



- For clamping and positioning large and potentially heavy components with a smooth surface, such as artificial stone, ceramic, granite, Corian®, plastic, sheet metal and glass
- Manual vacuum pumps for maximum suction power, and therefore a maximum level of horizontal clamping force up to 1,200 N
- Marking ring on the pump lever to permanently check for a reliable vacuum
- Practical quick adjustment function for rapid adjustment of the distance between the two suction cups

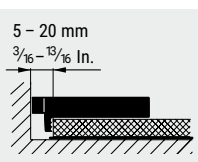
# Lay floors



## Spacer AV2 (4 pcs./bag)



Order number	Opening	Jaw width	Adjusting range	Weight	PU	
	mm	mm	mm	kg	qty.	V3
AV2	20	89	5-20	0.22	12	



- Quickly and infinitely adjustable for wall distances of 5 to 20 mm
- Spacer for floating laminate and parquet flooring installations
- Wide contact and support area for avoiding pressure points on the floorboards and plaster
- Easy to remove by simply turning back
- Very light and compact

## Spacer PVA



Order number	Opening	Jaw width	Adjusting range	Weight	PU	
	mm	mm	mm	kg	qty.	V3
PVA	35	130	7-35	0.48	6	

- Infinitely adjustable for wall distances of 7 to 35 mm
- Front and lateral support when gluing solid wood floorings
- Pull-down function dependent on the inclined angle of the spindle, with movable mounted pressure plate with protective cap
- Extra wide contact area of 130 mm prevents edge damage to the floorboards

## Flooring and clamping system SVH/SVG



Order number	Opening	Band b x t	Tear proof	Weight	PU	
	mm	mm	N	kg	qty.	V3
SVH400	4000	25 x 1	5000	0,75	1	
SVH760	7600	25 x 1	5000	0,77	1	
SVG	4000	25 x 1	2500	0,69	1	

Additional use: can be used as lashing straps



- For laying parquet, laminated and panel flooring
- SVH with spacer and band of highstrength polyester
- SVH 400 and SVG – on carded hang pack



# Efficient support, safe installation



## Secure hold

Resilient and anti-slip, the support guarantees secure holding, even on sensitive surfaces:

- due to special steel pipes ensures a max load of 150 kg can be applied (dependent upon the size of support and length applied)
- due to additional locking of the release button
- due to rubber PVC contact surfaces top and bottom



## Easy to handle

The support can be used quickly:

- due to the fixing in just two steps:
  1. The rough pre-setting is carried out using the telescoping and quickly locking inner pipe.
  2. The final clamping is carried out by turning the support at the foam grip

## Telescopic drywall support ST

Order number	Adjusting range	Load limit at		Weight	PU	
		min. extension length	max. extension length			
	mm	kg	kg	kg	qty.	V3
ST125	750-1250	150	60	1.41	10	
ST250	1450-2500	150	60	2.06	10	
ST290	1600-2900	150	50	2.24	10	



- Resilient up to a maximum of 1500 N / 150 kg / 330 lbs when the telescopic rod is fully retracted
- Stable construction due to special steel pipes and anti-slip PVC contact surfaces (8,5 x 6,5 cm)
- Application also on slopes due to continuously swivelable contact surfaces of -45° to +45°
- Easy, safe handling due to a telescoping and locking inner pipe as well as an outer pipe that can be turned by the foam grip
- GS-certified for quality and safety



# Efficient support, safe installation



## Extremely secure hold

The support guarantees a reliable and secure hold:

- due to robust design ensures a max load of 350 kg can be applied (dependent upon the size of support and length applied)
- due to rubber TPU contact surfaces top and bottom (9 x 7 cm)
- due to anti-slip system integrated in the grip



## Quick and accurate handling

The support can be precisely set to requirements, and safely released:

- due to fixing in three steps:
  1. In order to pre-set the telescopic drywall support press the release button and extend the telescopic inner tube to the desired length.
  2. Fine adjustment takes place by pressing the pump lever until the system plate of the support lies against the workpiece.
  3. Then turn the grip clockwise until the desired holding force is attained (observe the max. load-bearing capacity)
- due to releasing in two steps: First turn the telescopic drywall support anti-clockwise. As soon as no further holding force is present, press the release button to retract the inner tube.


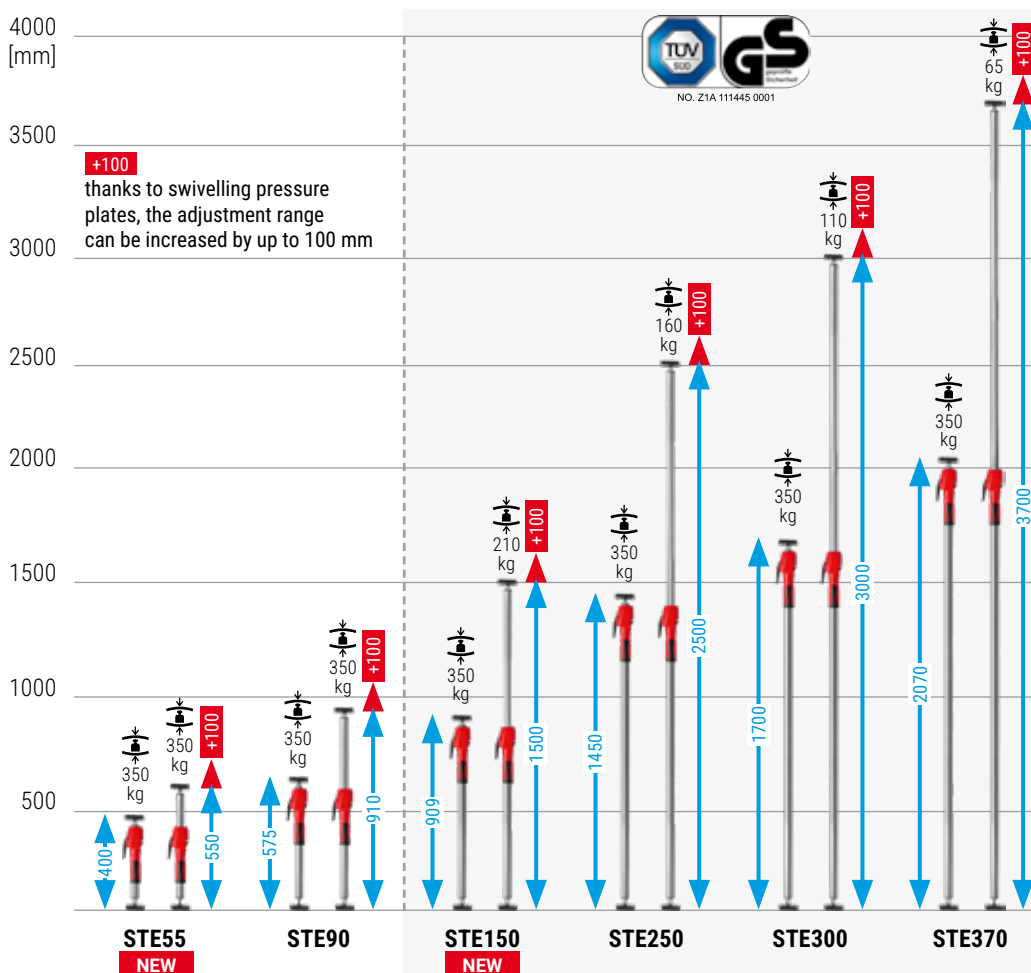




### Telescopic drywall support STE with pump grip

	Order number	Adjusting range	Load limit at		Weight	PU	
		mm	min. extension length	max. extension length			
		mm	kg	kg	kg	qty.	V3
NEW	STE55	400-550	350	350	1.42	2	
	STE90	575-910	350	350	1.80	2	
NEW	STE150	900-1500	350	210	2.29	2	
	STE250	1450-2500	350	160	3.30	2	
	STE300	1700-3000	350	110	3.80	2	
	STE370	2070-3700	350	65	4.50	2	

- Resilient up to a maximum of 3.500 N / 350 kg / 770 lbs when the telescopic rod is fully retracted
- Extremely stable construction due to highly durable steel pipes and non-slip TPU contact surfaces (9 x 7 cm)
- Single-handed operation thanks to 2-component plastic handle with pump mechanism
- Quick-slide button for rapid extension and retraction of the telescopic bar
- Controllable holding force by turning the support on the grip
- Application also on slopes due to continuously swivelling contact surfaces from -45° to +45°
- STE150, STE250, STE300, STE370: GS-certified for quality and safety





# Sophisticated accessories for even more applications



## Accessories (tool-free assembly)

Order number	Properties	Weight	PU	
		kg	qty.	V3



### Multi-function/laser fixture STE-LH 200 x 140 x 60 mm (L x W x H)

STE-LH

- Accessory with 1/4" thread for holding a laser, camera etc
- Can be used without tools on round (0–45 mm) and angular (0–55 mm) support parts such as ceiling and assembly supports, profiles, ladders
- L-shaped rotating fixture with 2 rotation axes: 360° next to fixing clamp, 180° at threaded connection

0.25

8



### Support plate STE-SP35 355 x 80 x 22 mm (L x W x H)

STE-SP35

- Light aluminium profile with non-slip cellular rubber
- For increasing the support surface of BESSEY ceiling and assembly supports ST (only in conjunction with replacement contact surface 3101952) and STE
- Application also on slopes due to continuously swivelling contact surfaces from -45° to +45°
- Secure fastening onto the contact surfaces thanks to star grip screws

0.60

20



### Replacement contact surface 90 x 70 x 10 mm (L x W x H)

3101952

- Suitable for ST / STE

0.15

100



### Ceiling tripod attachment STE-DS

STE-DS

- Accessory for ceiling supports with an outer diameter of the telescopic inner tube of 25 mm and 28 mm
- For increasing the support surface
- Even pressure thanks to the threewinged contact surfaces
- Safe to use as tipping of the contact surface is prevented by the all-round fixing of the steel pipe

0.42

20



### Construction tripod STE-BS

STE-BS

- Accessory for ceiling supports with an outer pipe diameter of 29 mm and 32 mm
- Stable stand as the force of the braced ceiling support acts downwards in places
- Ceiling supports can even be placed freely in the room without a top bracing and can therefore also be used outdoors
- Light and stable structure thanks to aluminium profiles and glass-fibre reinforced plastic

1.66

10



### Combi-bag for drywall supports STE-BAG

STE-BAG

- For convenient transport and protected storage of two BESSEY ceiling and installation supports STE300, STE370 and ST290 as well as accessories
- Comfortable thanks to the padded shoulder strap and the possibility to adjust the length of the bag to the ceiling supports to be placed within
- Easy to use due to the long zip-up case and four exterior pockets for additional storage space
- Durable material

0.92

10

**NEW Small construction tripod STE-KBS**



available from  
September 2025

Order number	Suitable for	Weight kg	PU qty.	V3
STE-KBS	STE55 / STE90	0.27	12	



- Accessory for STE55 telescopic support
- Accessory for STE90 telescopic support as a smaller, space-saving alternative to the larger construction tripod STE-BS
- Telescopic support can be positioned upright even when untensioned and pre-positioning is made easier
- Non-slip protective caps to protect sensitive surfaces
- Quick, tool-free assembly
- Light and stable construction thanks to reinforced PA6 plastic

**NEW Large multifunction fixture STE-MH-SET**



available from  
September 2025

Order number	Suitable for	Load limit per mount kg	Con- tents pc.	Weight kg	PU qty.	V3
STE-MH-SET	ST / STE	50	2	0.80	10	



- Accessory for BESSEY telescopic supports STE (outer diameter 32 mm) and ST (outer diameter 29 mm)
- Fixture for the temporary assembly of partition walls and storage surfaces, e.g. tables, shelves
- Thanks to the 1/4" thread, also suitable for tools such as lasers (e.g. Stabila LAX 600G, Bosch GLL 3-80 CG), cameras and construction lights
- T-profile for the use of table clamps
- Quick, tool-free assembly
- Maximum load of 50 kg per fixture thanks to stable construction made of reinforced PA6 plastic and nonslip contact surface

**NEW Cross connector STE-CC-SET**



available from  
September 2025

Order number	Suitable for	Load limit per mount kg	Con- tents pc.	Weight kg	PU qty.	V3
STE-CC-SET	ST / STE	30	2	0.62	10	



- Accessory for telescopic supports with an outer tube diameter of 20 mm to 34 mm
- Can be used for fastening cross connections, such as tubes, and as a temporary suspension option, e.g. for lamps, bicycles, etc.
- 360° flexible pre-positioning, which is held securely thanks to the 16-step latching mechanism
- Maximum load of 30 kg per connector thanks to stable construction made of reinforced PA6 plastic and nonslip contact surface

# Lifting, lowering or aligning with up to 180 kg



## Powerful and versatile

The BEYCEPS enables assembly work with a lifting force of up to 180 kg. There are many possible applications in both the professional and DIY sectors:

- due to the large usable range when lifting or spreading from 5 to 230 mm (without mounted protective cap on the stand)
- for work with a working range of 170 to 390 mm thanks to the quick, tool-free conversion for clamping
- by combining it with the BEY-IK installation kit available as an accessory



## Protected and gentle working

When developing the one-handed lifting tool BEYCEPS, great importance was also attached to protecting the product, user and workpiece. This is evident:

- thanks to the closed plastic housing. This protects the internal mechanics from dust, dirt and chips and prevents fingers from becoming trapped.
- thanks to the protective caps for the stand and lifting plate included in the scope of delivery. They are easy to attach and prevent damage to workpieces with sensitive surfaces.



## Convenient and safe handling

With the BEYCEPS, workpieces can be raised, lowered and aligned gently and with millimeter precision using just one hand. Operation is ergonomic, intuitive and safe:

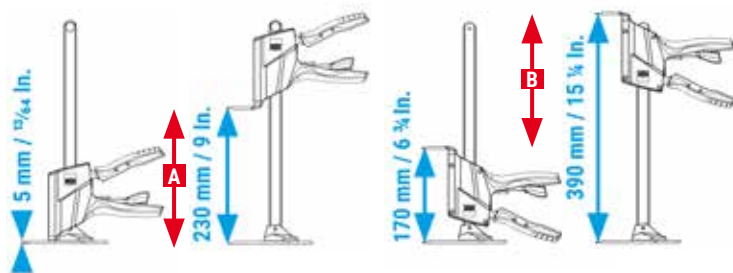
- thanks to the pump lever made of 2-component plastic placed on the top
- due to the separate levers for fine lowering and releasing arranged under the pump lever. This prevents accidental release.

**Discover more >**



**NEW One-handed lifting tool BEYCEPS BEY23**

Order number	Utilisation area Lifting / Spreading <b>A</b>	Utilisation area Clamping <b>B</b>	Rail	Weight	PU	
	mm	mm	mm	kg	qty.	V3
BEY23	5–230	170–390	22 x 8	1.60	4	

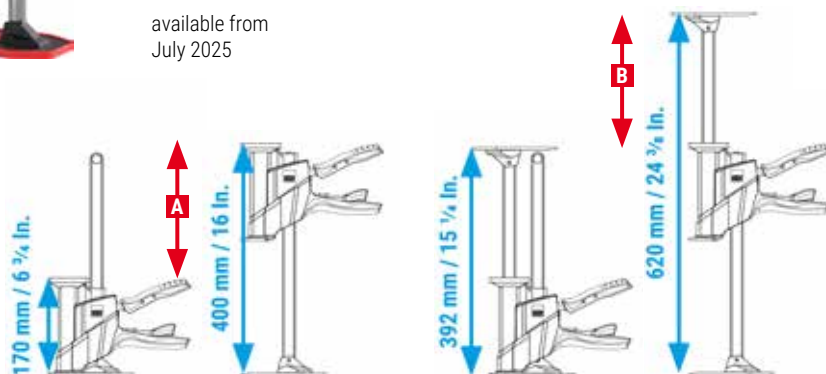


- Lifting force up to 1,800 N / 180 kg / 400 lbs
- For lifting (up to 8 mm per operation of the pump lever), lowering (up to 4 mm per operation of the lowering lever) and aligning workpieces with millimeter precision, gently and safely with just one hand
- Ergonomic and safe handling, as the pump lever made of 2-component plastic is positioned on the top and the two levers for fine lowering and releasing are arranged separately below it
- Closed plastic housing protects the mechanism from dust, dirt and chips and prevents fingers from getting trapped
- Can be converted without tools for clamping tasks
- Protective caps for stand and lifting plate – included in the scope of livery – prevent damage to sensitive surfaces
- CE labelling

**NEW Installation kit BEYCEPS BEY-IK**

Order number	Utilisation area Extension adapter <b>A</b>	Utilisation area Extension adapter + Rail unit <b>B</b>	Rail	Weight	PU	
	mm	mm	mm	kg	qty.	V3
BEY-IK	170–400	392–620	22 x 8	1.00	4	

available from  
July 2025



- Two-piece accessory set consisting of extension adapter and rail unit for one-handed lifting tool BEYCEPS BEY23
- Load capacity of up to 60 kg for quick and precise assembly, e.g. wall cabinets, floating sideboards and bathroom furniture
- Quick, tool-free installation – only in conjunction with the extension adapter (usable range 170 mm to 400 mm) or additionally with rail unit (usable range 392 mm to 620 mm)
- Safe and gentle thanks to non-slip and scratchresistant protective caps

# New flexibility with large clamping widths



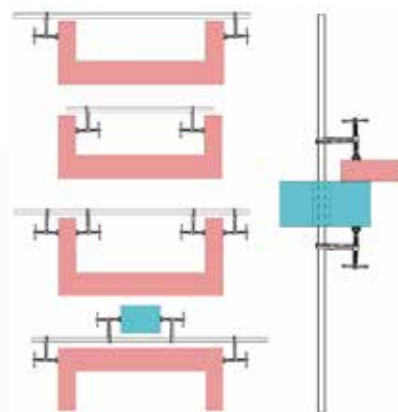
## Secure

- due to high clamping forces up to 6,500 N at SLV resp. 9,000 N at GSV
- due tipping is prevented through central positioning on the workpiece

## Versatile

In addition to classic clamping work, the clamp can also be used for spreading. It can be fed through an opening in the workpiece/component and add additional sliding arms easily.

- due to end fastenings on both sides which can be loosened without tools



## Durable

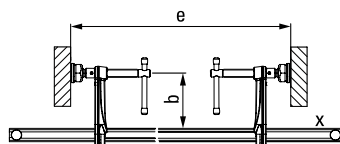
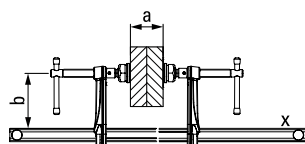
- due to the heat-resistant pressure plate, which can be tilted up to 35° – GSV has a hardened and oil-soaked sintered steel insert for outstanding sliding and emergency running properties
- due to a tempered spindle



## Variable high-performance clamps – Complete sets SLV/GSV



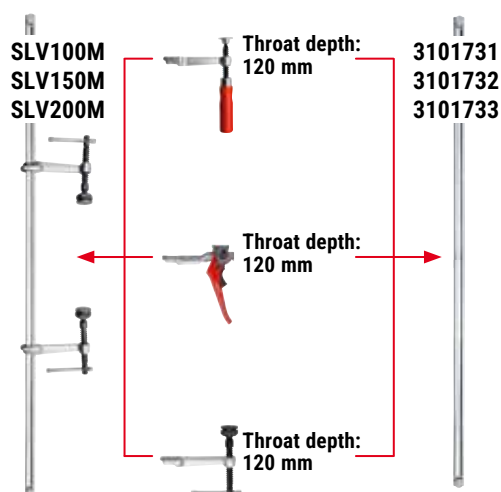
Order number	Opening a mm	Throat depth b mm	Spreading width e mm	Rail mm	Weight kg	PU qty.	V2
<b>Variable high-performance clamp set SLV</b>							
SLV100M	1000	120	340–1250	27 x 13	4.71	1	
SLV150M	1500	120	340–1750	27 x 13	5.90	1	
SLV200M	2000	120	340–2250	27 x 13	6.50	1	
<b>Variable high-performance clamp set GSV</b>							
GSV300M	3000	140	400–3340	30 x 15	12.98	1	



- Clamping force up to 6,500 N (SLV) or 9,000 N (GSV)
- Tipping is prevented through central positioning on the workpiece
- Special heat-resistant pressure plate, can be tilted by up to 35° – GSV with sintered steel insert
- Clamp can be fed through an opening in the workpiece/component
- Wide range of possible applications due to interchangeable sliding arm available in various different designs (see accessories)



**4 clamp sets  
+ 4 rails  
+ 6 sliding arms  
= "X" options**



#### SLV/GSV size rails



Order number	Opening mm	Rail mm	Weight kg	PU qty.	V2
<b>SLV size rail</b>					
3101731	1000	27 x 13	2.85	1	
3101732	1500	27 x 13	4.05	1	
3101733	2000	27 x 13	5.25	1	
<b>GSV size rail</b>					
3101612	3000	30 x 15	10.40	1	

- 27 x 13 mm (SLV) or 30 x 15 mm (GSV) profile, cold drawn and galvanised
- End fastenings on both sides can be loosened without tools – for rapid changeover
- Suitable for all SLV or GSV size sliding arms

#### Complete sliding arm for SLV sizes



Order number	Description mm	Throat depth mm	Rail mm	Weight kg	PU qty.	V3
3101426	Wooden handle	120	27 x 13	0.73	1	
3101337	Lever handle	120	27 x 13	1.10	1	
3101338	Tommy bar incl. special pressure plate	120	27 x 13	0.82	1	

- Three different grip variants/designs
- Suitable for all SLV size rails

#### Complete sliding arm for GSV sizes



Order number	Description mm	Throat depth mm	Rail mm	Weight kg	PU qty.	V3
3101329	Tommy bar incl. special pressure plate	120	30 x 15	1.13	1	
3101330	special pressure plate	140	30 x 15	1.23	1	
3101331	with sintered steel insert	200	30 x 15	1.40	1	

- One arm design with three throat depths
- Suitable for GSV size rails



# Clamp rafters and beams



## Your benefits at a glance:

- 1 Hammer-in tip**  
First of all, the tip is driven into the rafter. The clamp is then quickly closed, to allow you to start right away with powerful clamping.
- 2 Broad impact surface**  
The broad impact surface makes it easier to drive in the clamp.
- 3 Special tilting pressure plate**  
With the SPZ 80 K, the special tilting pressure plate ensures problem-free clamping even when working with sloping parts. It can be tilted by up to 35°.
- 4 Sturdy hexagonal bolt**  
The SPZ 80 K's tough hexagonal bolt allows powerful yet controlled tightening, with the help of a torque wrench.

## Rafter clamp SPZ



Order number	Opening	Throat depth	Rail	Weight	PU	
	mm	mm	mm	kg	qty.	V2
SPZ60K	600	120	27 x 13	2.90	5	
SPZ80K	800	140	30 x 15	5.00	2	

- Clamping force up to 12,000 N
- For all roofing and timber frame constructions
- SPZ 80 K with 17 mm hexagonal bolt and heat-resistant pressure plate with sintered steel insert, which can be tilted up to 35°

## Special pressure plate



Order number	Description	Suitable for	Weight	PU	
	mm	mm	kg	qty.	V3
3100736	standard	SLV, GSV, SPZ80K	0.23	50	
3102127	rigid		0.23	1	
3101192	serrated		0.18	1	
3101193	v-grooved		0.27	1	

- Long service life thanks to heat-resistant special pressure plate with sintered steel insert

### Various designs:

- Smooth faced (standard version)
- Rough faced for secure clamping on dirty surfaces
- V-groove face for round, oval and edged workpieces
- Rigid design with smooth surface

# Glue powerfully



## Sash clamps



Order number	Opening	Jaw dimensions w x h	Weight	PU	
	mm	mm	kg	qty.	V3
<b>with T-profile 40 x 40 x 5 mm</b>					
TB100	1000	66 x 43	5.07	1	
TB120	1200	66 x 43	5.54	1	
TB150	1500	66 x 43	6.03	1	
TB210	2100	66 x 43	7.87	1	
TB250	2500	66 x 43	9.43	1	
<b>light with I-profile 37 x 11 x 4,5 mm</b>					
TL60	600	48 x 53	3.78	2	
TL90	900	48 x 53	4.80	2	
TL120	1200	48 x 53	5.06	2	
TL180	1800	48 x 53	7.10	2	

### TB:

- Clamping force up to 14,000 N
- With attached locking bolt
- Tommy bar
- Sturdy thanks to T-profile

### TL:

- Clamping force up to 9,900 N
- Easily adjustable pressure plates
- Crank handle
- Very sturdy thanks to I-profile

## Pipe clamping set BPC



Order number	For pipes Ø		Throat depth	Weight	PU	
	mm	"	mm	kg	qty.	V3
BPC-H12	21.3	½	40	0.88	4	
BPC-H34	26.9	¾	42	1.23	4	

- Suitable for steel pipes DN 20 / R 3/4" or DN 15 / R 1/2"
- Outer diameter 26.9 mm or 21.3 mm
- Infinitely-adjustable clamping width
- With stand

# Clamping tools and Cutting tools by professionals for professionals


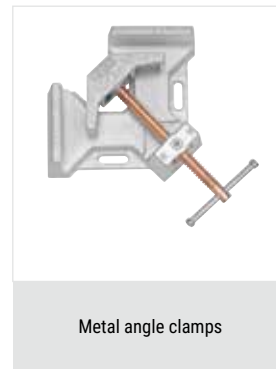




When it comes to innovative solutions for clamping and fixing workpieces and cutting sheet metal, this is the right place. No matter if classic clamps, traditional sheet metal snips or special solutions are required for special work requirements, BESSEY offers the right clamping and cutting tool for every craftsman in wood and metalworking in order to optimally support it in its work.







Detailed information  
about all products at  
[www.bessey.de/en-gb](http://www.bessey.de/en-gb)

## Clamping tools



## Cutting tools



**BESSEY**  
Image film



BESSEY Tool GmbH & Co. KG ■ Mühlwiesenstraße 40  
74321 Bietigheim-Bissingen, Germany  
Fon +49 7142 401-0 ■ Fax +49 7142 401-452  
E-Mail: [tool-info@bessey.de](mailto:tool-info@bessey.de)

Your dealer:

More information  
[www.bessey.de](http://www.bessey.de)

